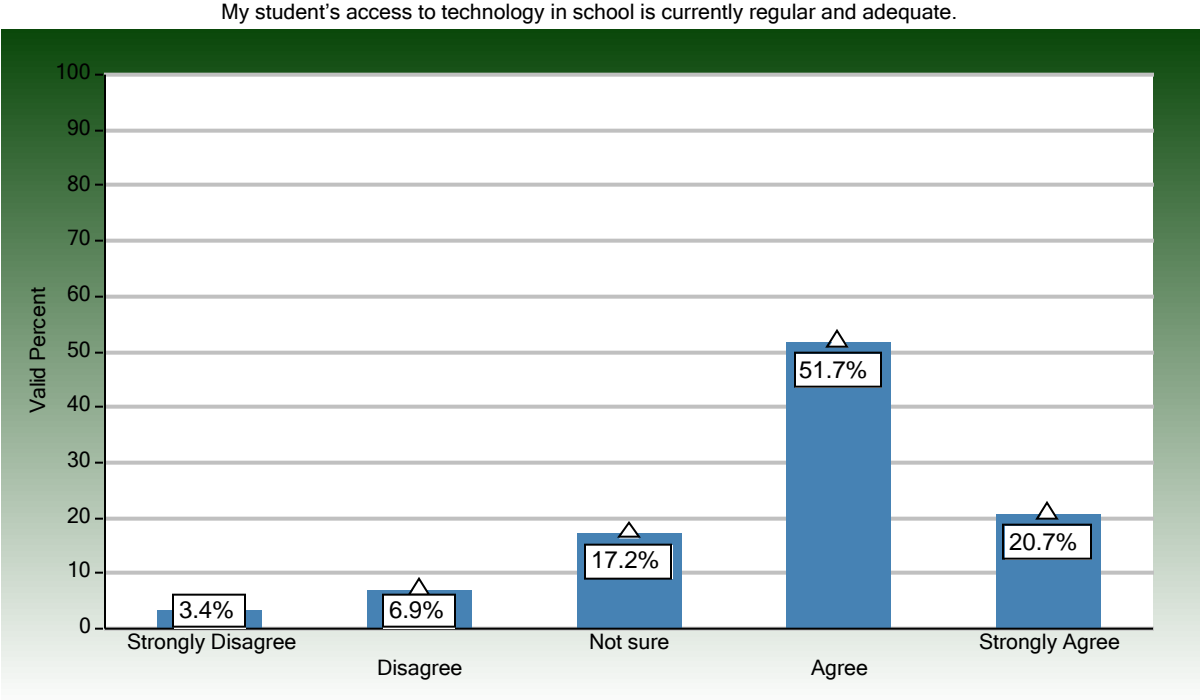


Tool 12 - Home / School Connection Survey

My student's access to technology in school is currently regular and adequate.

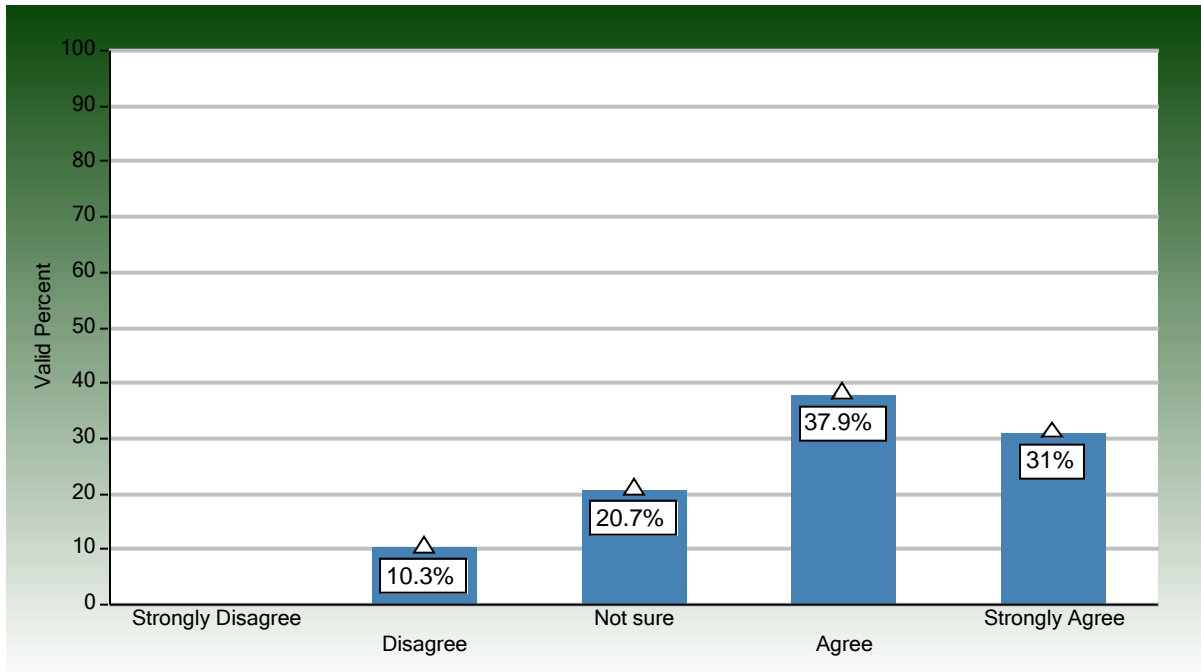
	Frequency	Valid Percent
Strongly Disagree	1	3.4
Disagree	2	6.9
Not sure	5	17.2
Agree	15	51.7
Strongly Agree	6	20.7
Missing	0	0
Total	29	100



My student has strong technology skills.

	Frequency	Valid Percent
Strongly Disagree	0	0
Disagree	3	10.3
Not sure	6	20.7
Agree	11	37.9
Strongly Agree	9	31
Missing	0	0
Total	29	100

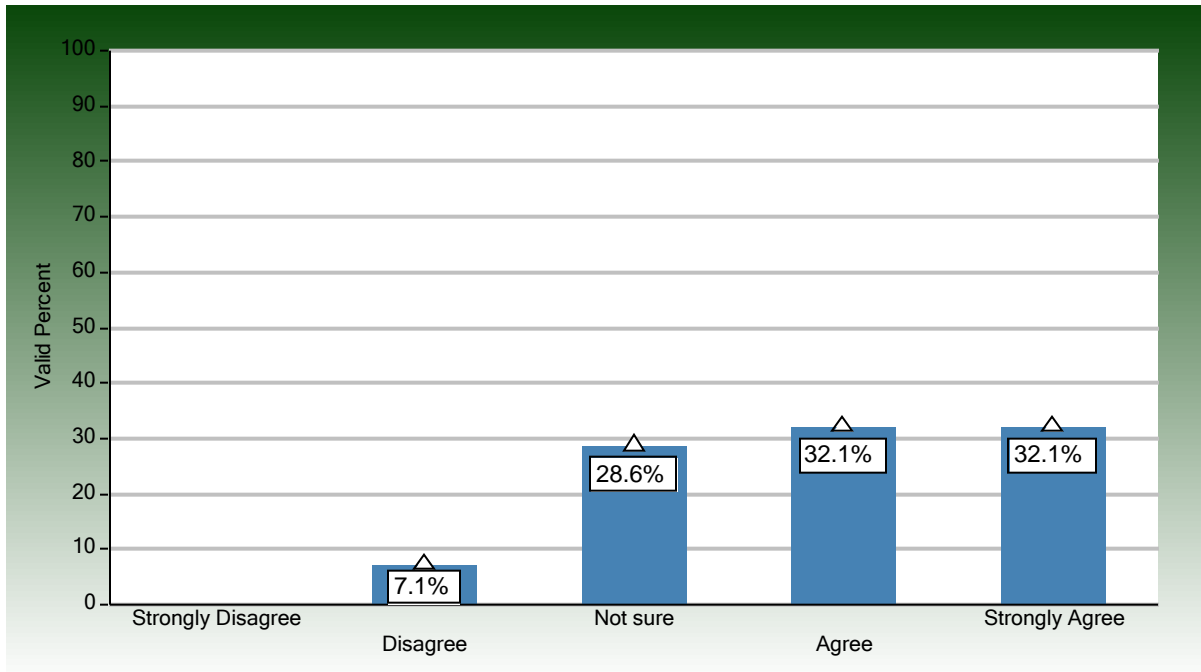
My student has strong technology skills.



My student is encouraged to use technology at school for school projects.

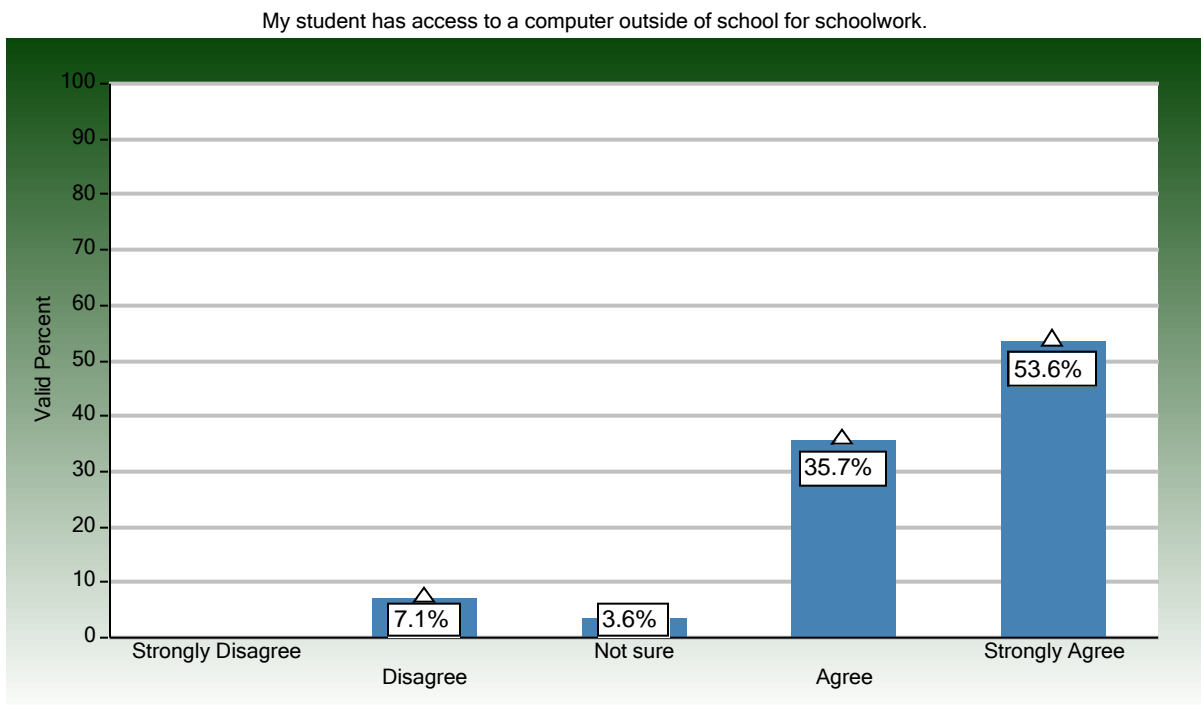
	Frequency	Valid Percent
Strongly Disagree	0	0
Disagree	2	7.1
Not sure	8	28.6
Agree	9	32.1
Strongly Agree	9	32.1
Missing	1	0
Total	29	100

My student is encouraged to use technology at school for school projects.



My student has access to a computer outside of school for schoolwork.

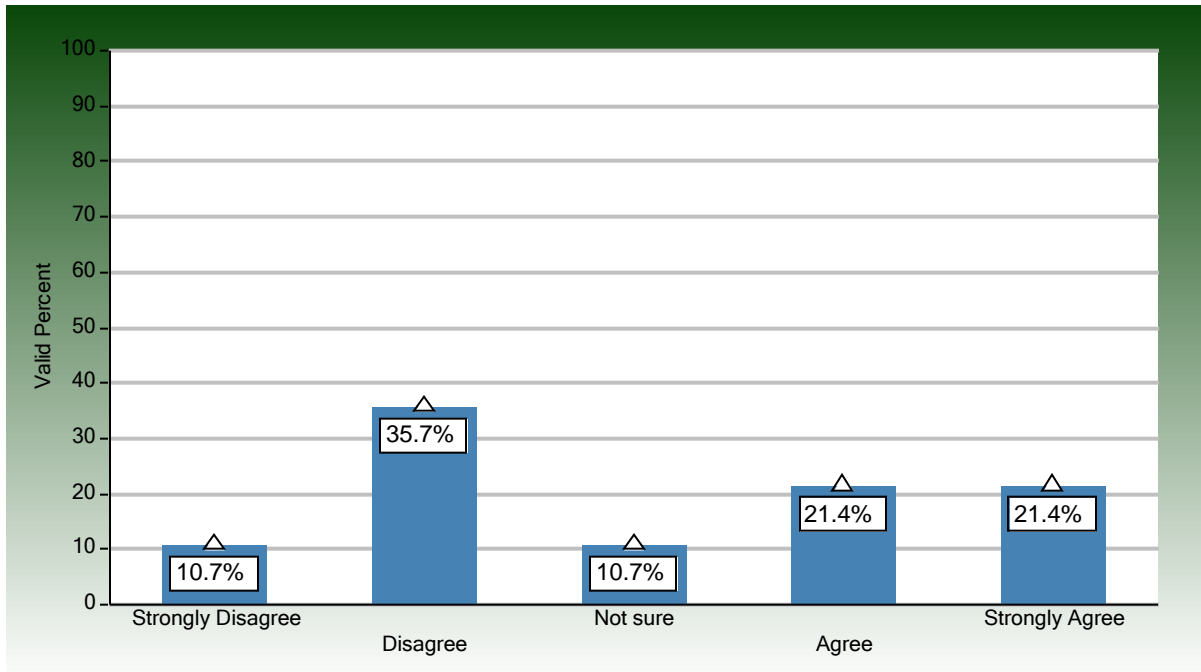
	Frequency	Valid Percent
Strongly Disagree	0	0
Disagree	2	7.1
Not sure	1	3.6
Agree	10	35.7
Strongly Agree	15	53.6
Missing	1	0
Total	29	100



My student frequently uses technology for homework.

	Frequency	Valid Percent
Strongly Disagree	3	10.7
Disagree	10	35.7
Not sure	3	10.7
Agree	6	21.4
Strongly Agree	6	21.4
Missing	1	0
Total	29	100

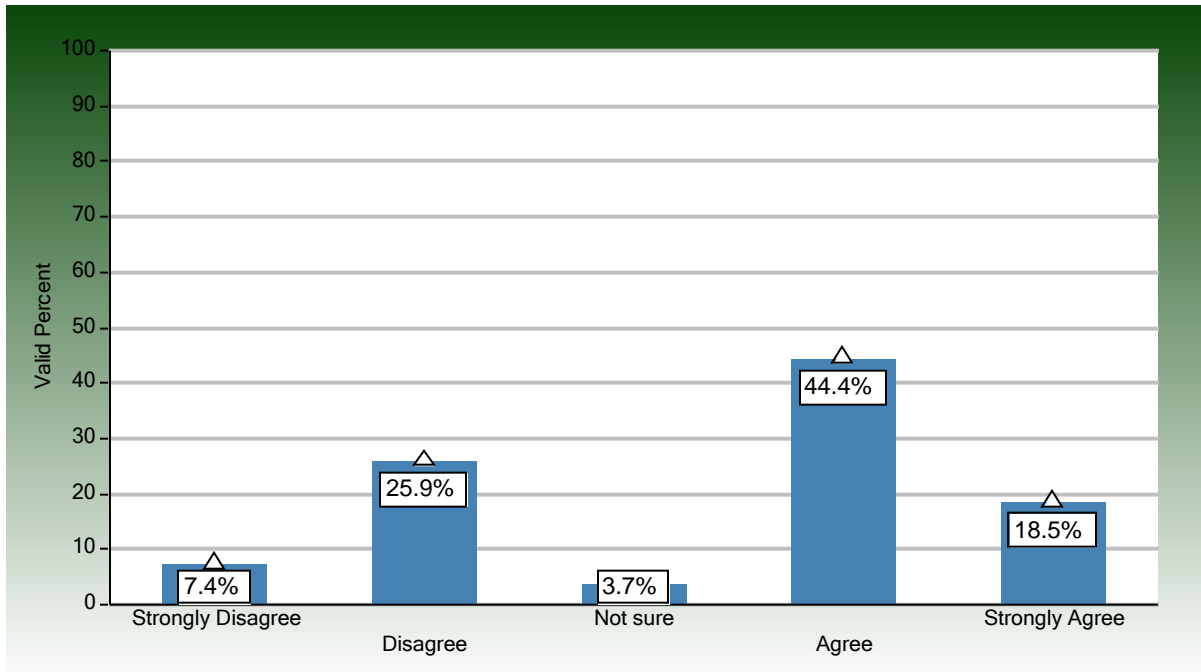
My student frequently uses technology for homework.



I assist my student in using a computer for school projects.

	Frequency	Valid Percent
Strongly Disagree	2	7.4
Disagree	7	25.9
Not sure	1	3.7
Agree	12	44.4
Strongly Agree	5	18.5
Missing	2	0
Total	29	100

I assist my student in using a computer for school projects.



My student plays games on a home computer.

	Frequency	Valid Percent
Strongly Disagree	1	3.8
Disagree	2	7.7
Not sure	0	0
Agree	13	50
Strongly Agree	10	38.5
Missing	3	0
Total	29	100

My student plays games on a home computer.

